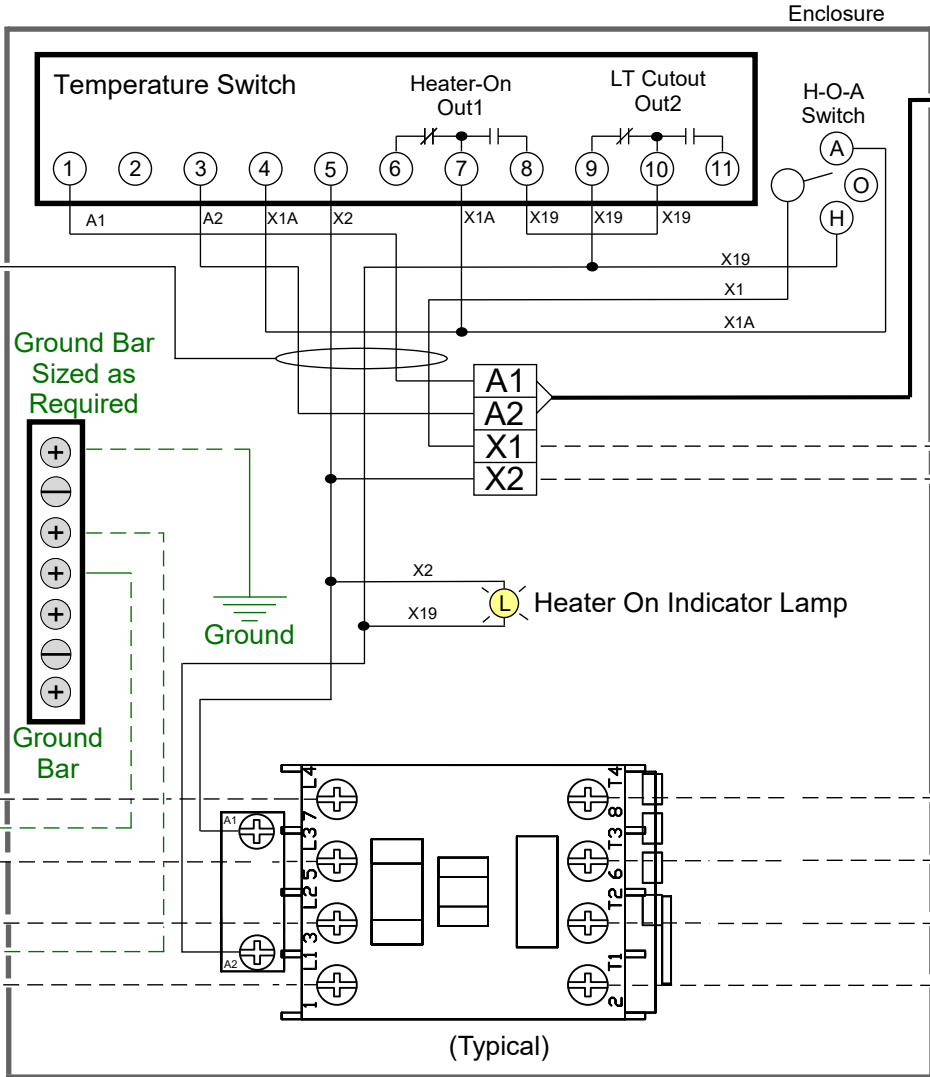


Terminals A1, A2, X1, X2:
Torque at 4.4-7.1 lb In.

Use copper conductors only with a temperature rating of 60° F. for terminals rated less than 100 amperes, and a temperature rating of 75° F. for terminals rated for 100 amperes or higher

Factory Wiring



Ambient Sensor Bulb

10' long Sensor Lead

summit
ICE MELT SYSTEMS

Note: Locate sensor on the coldest exterior side of structure (usually north) under the overhang and not exposed to heat sources such as sunlight, heating vents, etc. If using extension wiring for remote placement of sensor bulb, use copper extension wire, 300Vac rated insulation:

16 gauge up to 60' max. 14 gauge up to 120' max.
12 gauge up to 240' max. 10 gauge up to 480' max.
Important: DO NOT exceed maximum extension wire length versus wire gauge!

120V Input

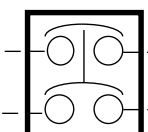
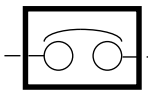
Circuit 1: 120V 10A protected circuit breaker to be provided by installer

Circuits 2 - 13: 30A, 30mA ground fault equipment protection circuit breakers to be provided for each circuit by installer (typical)

UL Listed Ground Fault Circuit Breakers (by others)

For 120V / 277 Applications

For 208V / 240V Applications



Field Wiring (by others)

To Heater Circuit
To Heater Circuit
To Heater Cable Ground Braid (Typical)

Multi-Circuit All-Contactor Digital Controller

Switches 120V/208/240/277V 30A branch circuits, wire per example as shown

Available in 4-, 8-, and 12-circuit configurations

NEMA Type 4/12 enclosure. Short circuit current: 5kA rms symmetrical, 480V Max.

DANGER

HIGH VOLTAGE

CAUTION

Turn off all power before servicing panel or branch circuits